



# *Voyager II*

DENTAL SYSTEM



The manufactures reserve the right to alter and improve the specification without notice.



# *Elegance* *Innovation* *Flexibility* *Comfort*

## *Elegance*

*The first impression is the one that really counts.*

*It' s appearance and elegance will inspire*

*confidence with both the practice team*

*and their patients, ensuring a perfectly balanced*

*relaxed working environment.*

*Voyager II is a product for the 21st century setting*

*new standards of elegance and quality.*

## *Innovation*

*Voyager II has been created with vision for the future incorporating a perfect balance between advanced ergonomics and aesthetic appeal.*

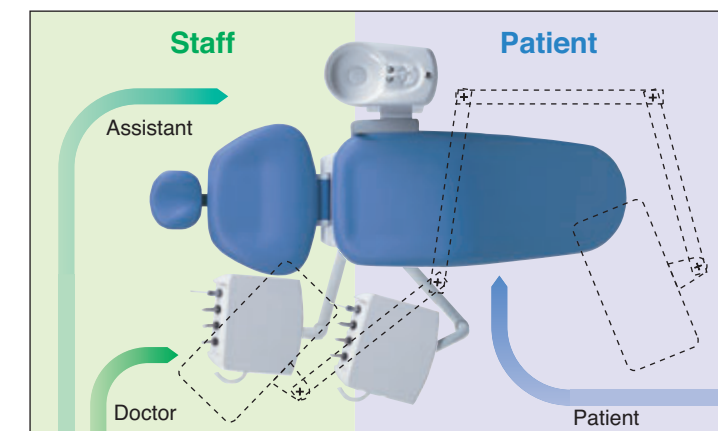
*Soft-touch seamless upholstery and new technology material have been incorporated in the manufacturing of Voyager II ensuring a long lasting durable and hygienic dental system.*





## Flexibility

*Never before has a dental system been so flexible.*




Since the arm of the bracket table doesn't pass overhead, the patient has no sense of being hemmed in. The patient can also sit down and get up with almost no need to change the position of the bracket table. This arrangement creates a layout with separate paths for the dental team and the patient.



Drainage and vacuum hoses are installed at the rear of the chair. Symmetrically designed cuspidor can also be mounted on the right side of the chair allowing for left-handed dentistry. The ceramic top of the cuspidor unit and the detachable cup filler and bowl flush nozzles ensure constant cleanliness.

The height of the bracket table can be adjusted appropriately for use in standing and seated positions. 2-handed or 4-handed treatment is possible from the seated position.



Doctor

1 2

12

11

10

2

9

8

1

12

11

10

9

8

Position of Doctor Table



## Comfort

*Voyager II has been designed to allow the patient to sit or recline in perfect comfort allowing a relaxed treatment atmosphere.*



An Axis mechanism supports the natural movement of the body through the similarity between the rotation fulcrums of the backrest and the patient's back. The patient experiences no discomfort through his or her back shifting against the backrest while changing position.

The 380mm stroke and the three positions can be controlled by a foot switch, enabling smooth and accurate position changes. The seat is covered with a new material soft against the skin. No seams make for easy cleaning.



To ensure complete safety, safety stop functions for the chair are located beneath the seat link, on the arm rotating shaft of the bracket table, and inside the bracket table.

The seat holds a utility box and an umbilical hose for ease of cleaning and to enhance the appearance.



*Simply the most versatile treatment center  
in the world.*






A wide range of options for your ideal working environment.



Double articulating headrest easily adjustable for improved patient positioning, suitable for both adult and child. Swing out armrest allow easy entry and exit. Right armrest and double articulating headrest are optional.

Model  
io5000  
(Option)



Lighting is as close as can be to natural daylight. With just the right amount of irradiation, white looks just as it should, and treatment involving the use of porcelain can be performed with complete accuracy. The dentist's eyes are protected from fatigue, ensuring precise treatment. The light is automatically turned on by a sensor. Touchless operation guarantees that the hands stay clean. There's also the option for combination with ceiling and track types.

Panorama Viewer:  
Ideal for explaining treatment to a patient and watching a film of treatment in progress.  
(Option)



New



Available optional accessories:  
Stainless steel tray  
Sub-tray  
Dental size film viewer  
Waste receptacle  
Cotton container  
Vials 5 pcs.



Touch pad:  
A membrane switch contributes to ease of cleaning and discourages dirt.  
(Option)

New

SP Type  
(Option)



Light and responsive foot controller:  
ST Type  
(Option)



Clean Water System  
(Option)





*The unique pivoting action allows the doctors table and cuspidor to be easily positioned either side of the dental chair.*



Space available for assistants is greatly increased by combining assistant arms for four-handed use.

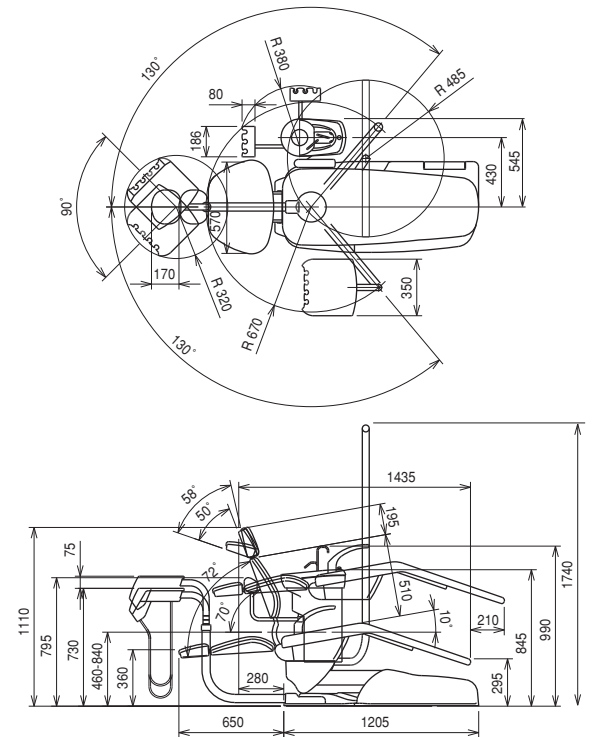


The cuspidor unit can be moved to the right simply by pulling up the knob on the bracket and releasing the lock. This simple task means of course that there's no need for tools.



## Voyager-II L

## Voyager-II



## Voyager-II L

